

MIG/MAG Welding Torch MB 40 KD air-cooled



BINZEL. The right welding torch for every job!

BINZEL air cooled welding torches incorporate the high quality and technology needed for trouble-free performance whatever the welding job. All BINZEL torches are constructed to the highest standards and offer the greatest working comfort.

BINZEL torch features:

- Optimum cooling of the torch, extending torch life
- An ergonomic handle, ensuring comfort in every position
- Light and flexible cable assemblies, designed to reduce fatigue

Technical data (DIN EN 50 078):

Rating: 350 A CO₂
320 A Mixed Gases M 21 (DIN EN 439)
35% Duty Cycle
Wire sizes: 1.0 - 2.4

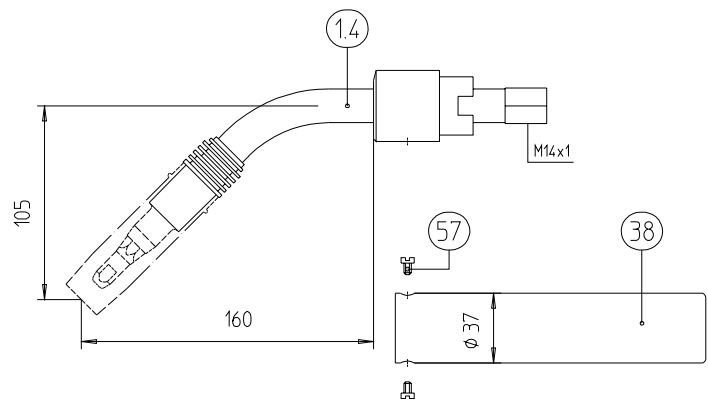
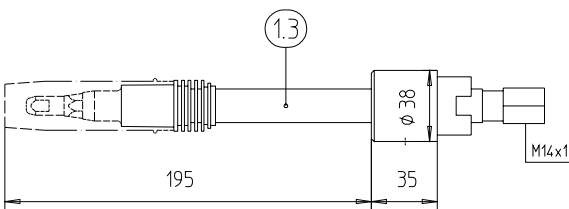
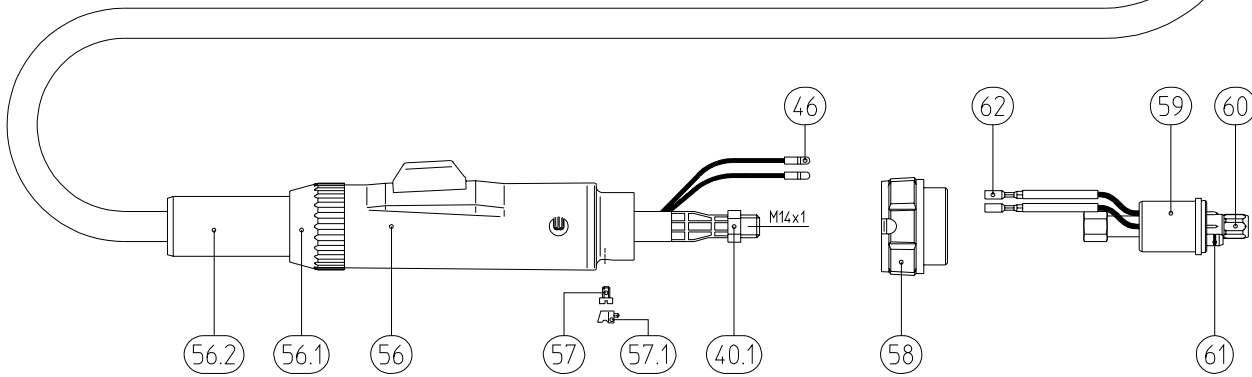
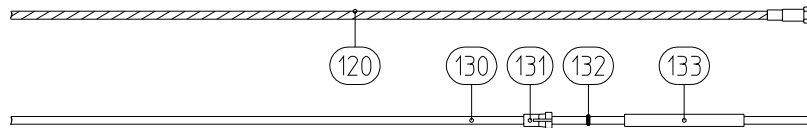
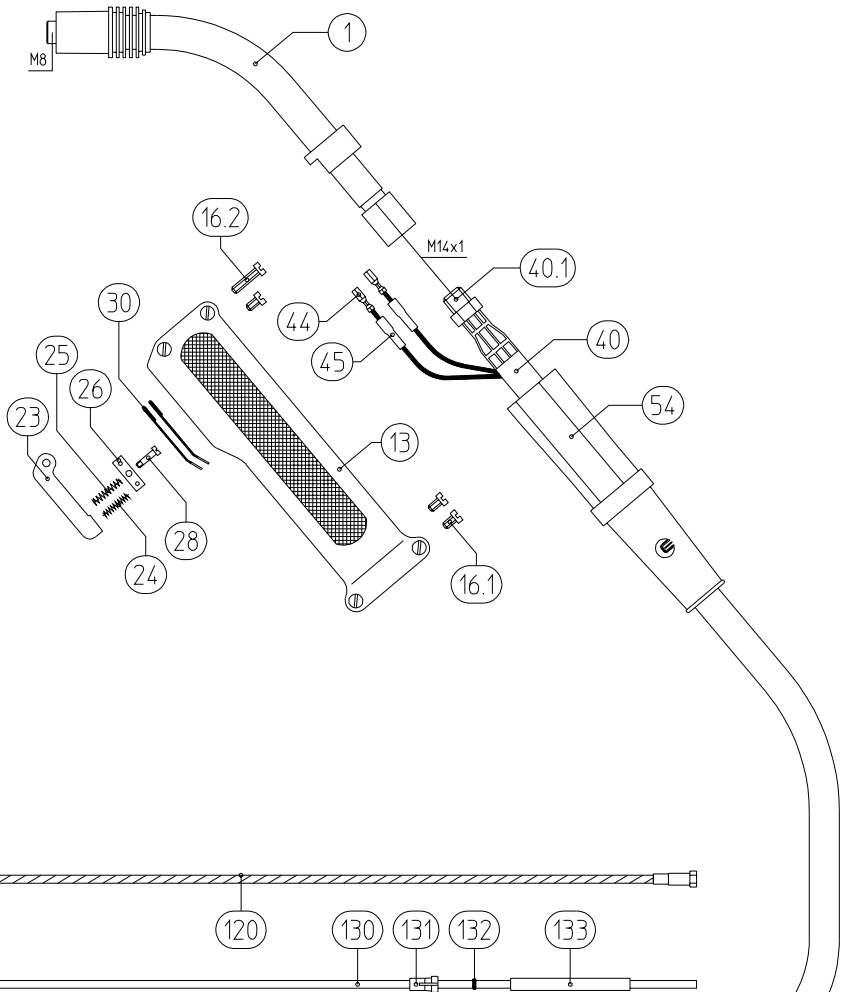
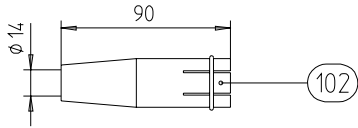
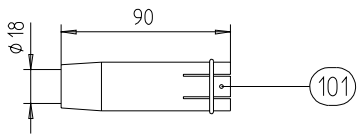
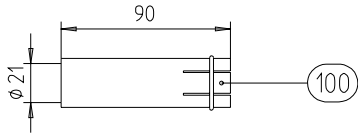
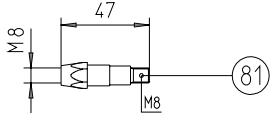
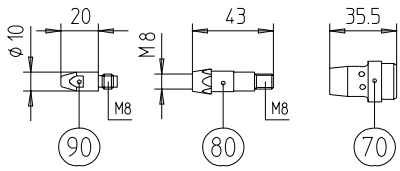
- Robust construction for durability and extended torch life
- A connecting system that allows easy torch changes

Rated using power source with VDE standard volt/amp characteristic ($U=14+0,05xI$).
When pulse welding, reduce rating by 35%.

Type	Handle/Version	3.00 m long	4.00 m long	5.00 m long
		Part no.	Part no.	Part no.
MB 40 KD	Blue/industrial	015.0029	015.0032	015.0034
AUT 40 KD	Handle tube, straight	915.0007	Special lengths upon request!	
	Handle tube, bent	915.0006		

Welding & cutting brought to the point.





Build group	Pos.	Description	Specifications	Part no.
Torch	1	Swan neck MB 40 KD, 50° bent		015.0001
	1.3	Swan neck AUT 40 KD, straight		915.0001
	1.4	Swan neck AUT 40 KD, 45° bent		915.0002
Handle	13	Industrial handle, cpl.		180.0029
	16.1	Screw M4x12	20 pcs.	000.0556
	16.2	Screw M4x20	20 pcs.	000.0558
	23	Trigger		400.0032
	24	Trigger spring, small	20 pcs.	400.0056
	25	Pressure spring	20 pcs.	400.0037
	26	Trigger blade center	20 pcs.	400.0038
	28	Center blade screw	20 pcs.	400.0036
	30	Trigger blade	20 pcs.	400.0049
	38	Handle tube AUT		180.0001
Cable assembly	40	Bikox power cable 3.00 m	B8	160.0486
		Bikox power cable 4.00 m	B8	160.0500
		Bikox power cable 5.00 m	B8	160.0513
	w/o.fig	Outer cover for Bikox	per meter	by request
	40.1	Hexagon nut M14x1	10 pcs.	500.0085
	44	Trigger wire connector	20 pcs.	175.0033
	45	Insulating sleeve	20 pcs.	400.0119
	46	Trigger wire connector, male	20 pcs.	175.0034
	54	Cable support		400.0298
	55	Aufsetzring		400.0097
	56	Cable support, cpl. machine side		501.2278
		Cable support		501.2379
		Cover		500.0303
		Nut		400.0137
		Cable support		400.0101
	57	Screw M4x6	20 pcs.	000.0552
	57.1	Covering cap 1	20 pcs.	500.0251
	58	Adaptor nut		500.0213
	59	Central adaptor block KZ-2		501.0020
		Central adaptor block KZ-2 without control leads		501.0037
60	Nut M10x1	10 pcs.	501.0082	
61	O-ring 4x1	20 pcs.	165.0002	
62	Trigger wire connector, female	20 pcs.	175.0003	
Wear parts	70	Gas diffusor	• 10 pcs.	015.0021
		Gas diffusor (Oxyd-Ceramic)	10 pcs.	015.0023
	80	Contact tip holder M8, 43.0 mm (short)	• 10 pcs.	142.0021
	81	Contact tip holder M8, 47.0 mm (long)	10 pcs.	142.0025
	90	Contact tip M8 E-Cu, Ø 1.0 ³⁾	10 pcs.	140.0313
		Contact tip M8 E-Cu, Ø 1.2 ³⁾	• 10 pcs.	140.0442
		Contact tip M8 E-Cu, Ø 1.4 ³⁾	10 pcs.	140.0533
		Contact tip M8 E-Cu, Ø 1.6 ³⁾	10 pcs.	140.0587
		Contact tip M8 E-Cu, Ø 2.0	10 pcs.	140.0653
		Contact tip M8 CuCrZr, Ø 1.0 ³⁾	10 pcs.	140.0316
		Contact tip M8 CuCrZr, Ø 1.2 ³⁾	10 pcs.	140.0445
		Contact tip M8 CuCrZr, Ø 1.4 ³⁾	10 pcs.	140.0536
		Contact tip M8 CuCrZr, Ø 1.6 ³⁾	10 pcs.	140.0590
		Contact tip M8 CuCrZr, Ø 2.0	10 pcs.	140.0656
		Contact tip M8 E-Cu, Ø 1.0 for alu wire	10 pcs.	141.0008
		Contact tip M8 E-Cu, Ø 1.2 for alu wire ³⁾	10 pcs.	141.0015
		Contact tip M8 E-Cu, Ø 1.6 for alu wire	10 pcs.	141.0022

Build group	Pos.	Description	Specifications	Part no.
Wear parts	100	Gas nozzle, cylindrical ND Ø 21.0	10 pcs.	145.0046
	101	Gas nozzle, conical ND Ø 18.0	• 10 pcs.	145.0079
	102	Gas nozzle, ND Ø 14.0	10 pcs.	145.0127
	103	Punktgasdüse ND Ø 22.0		145.0173
	120	Guide spiral liner blank 2.0/4.5 red with nipple for wire ¹⁾ Ø 1.0-1.2	• for 3.00 m • for 4.00 m • for 5.00 m	124.0026 124.0031 124.0035
		Guide spiral liner blank 2.5/4.5 yellow with nipple for wire ¹⁾ Ø 1.6	for 3.00 m for 4.00 m for 5.00 m	124.0041 124.0042 124.0044
		Guide spiral liner blank 3.0/5.0 green with nipple for wire ¹⁾ Ø 1.6-2.0 Flux cored wire	for 3.00 m for 4.00 m for 5.00 m	124.0051 124.0053 124.0055
	130	Carbon Teflon core liner 1.5/4.0 with collet and o-ring for wire ²⁾ Ø 0.6-1.0	for 3.00 m for 4.00 m for 5.00 m	126.0005 126.0008 126.0011
		Carbon Teflon core liner 2.0/4.0 with collet and o-ring for wire ²⁾ Ø 1.0-1.4	for 3.00 m for 4.00 m for 5.00 m	126.0021 126.0026 126.0028
		Carbon Teflon core liner 2.7/4.7 with collet and o-ring for wire ²⁾ Ø 1.6	for 3.00 m for 4.00 m for 5.00 m	126.0039 126.0042 126.0045
		Carbon Teflon core liner 1.5/4.0 with collet and o-ring for wire ²⁾ Ø 0.6-1.0	for 3.00 m for 4.00 m for 5.00 m	127.0002 127.0003 127.0004
		Carbon Teflon core liner 2.0/4.0 with collet and o-ring for wire ²⁾ Ø 1.0-1.4	for 3.00 m for 4.00 m for 5.00 m	127.0005 127.0007 127.0008
		Carbon Teflon core liner 2.7/4.7 with collet and o-ring for wire ²⁾ Ø 1.6	for 3.00 m for 4.00 m for 5.00 m	127.0010 127.0012 127.0013
	131	Collet for core liner at Ø 4.0	20 pcs.	131.0001
		Collet for core liner at Ø 4.7	20 pcs.	131.0002
	132	O-ring 3.5x1.5	20 pcs.	165.0008
	133	Guide tube for core liners up to Ø 4.0	to 200 mm	129.0461
	200	Spanner	10 pcs.	191.0001

¹⁾ Applicable for GMA welding of un-alloyed and low alloyed steels (DIN 8555 and 8559).

²⁾ Applicable for GMA welding of aluminium (DIN 1732), copper and copper alloys (DIN 1733) and nickel/nickel alloys (DIN 1736); Also for use with GMA welding of stainless and heat resistant steels (DIN 8556).

³⁾ As an alternative: Packing unit 50 pcs. Specification of order: 140.xxxx.50 or 141.xxxx.50.

• Standard - Equipment

The positions indicating "per meter" are available in commercial lengths.

Welding & cutting brought to the point.



Alexander Binzel Schweisstechnik GmbH & Co. KG
P.O. Box 10 01 53 · D-35331 Giessen
Tel.: ++49 (0) 64 08 / 59-0
Fax: ++49 (0) 64 08 / 59-194
Internet: www.binzel-abicor.com

